

## Socrato for Ricky Williams

### Big Picture — Your Scores, Practice History, and Trends

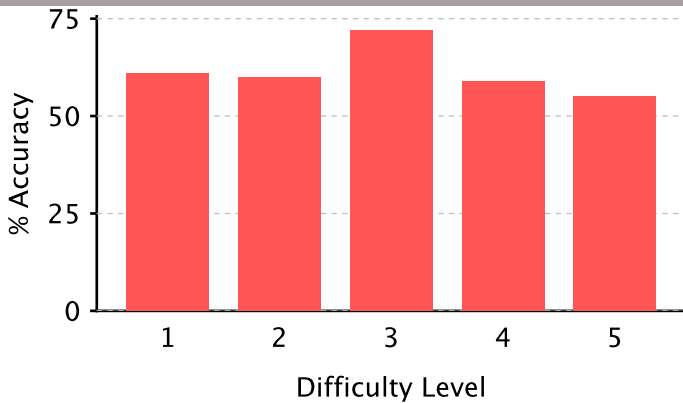
#### Performance Summary

	<i>Reading</i>	<i>Writing &amp; Language</i>	<i>Math</i>	<i>Essay</i>	<i>Composite</i>	<i>Math</i>	<i>EBRW</i>
	<i>10-40</i>	<i>10-40</i>	<i>10-40</i>	<i>0-24</i>	<i>400-1600</i>	<i>200-800</i>	<i>200-800</i>
<b>2018-01-02</b>	<b>23</b>	<b>29</b>	<b>37</b>	<b>0</b>	<b>1260</b>	<b>740</b>	<b>520</b>
<i>Points to Perfect</i>	<i>17</i>	<i>11</i>	<i>3</i>	<i>24</i>	<i>340</i>	<i>60</i>	<i>280</i>

#### Practice Summary

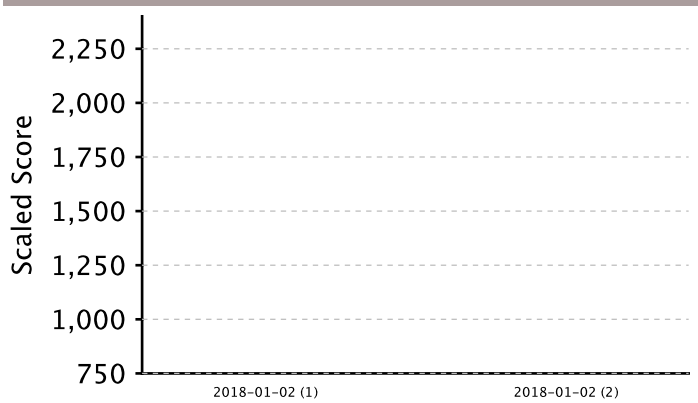
		<i>Reading</i>	<i>Writing &amp; Language</i>	<i>Math</i>	<i>Essay</i>	<i>Composite</i>	<i>EBRW</i>	<i>Math</i>
		<i>10-40</i>	<i>10-40</i>	<i>10-40</i>	<i>0-24</i>	<i>400-1600</i>	<i>200-800</i>	<i>200-800</i>
2018-01-02	<span style="color: cyan;">■</span> SAT Form #4 - SAT Reports for marketing site-V1	28	29	37	0	1310	570	740
	<span style="color: purple;">■</span> SAT Form #4 - SAT Reports for marketing site-V2	23	29	37	0	1260	520	740
Best		28	29	37	0	1310	570	740

#### Performance By Difficulty



■ 2018-01-02 - CollegeBoard rSAT (2016) Sample Test #4 NR

#### Confidence History



■ Pre ■ Post ■ Actual

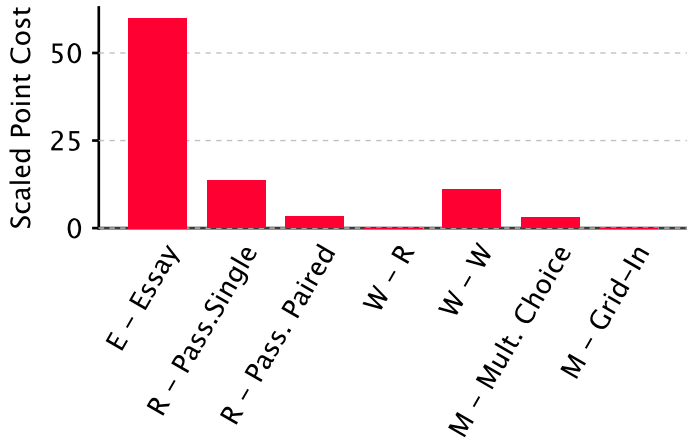
#### Notes

#### Abbreviations you may find in this report

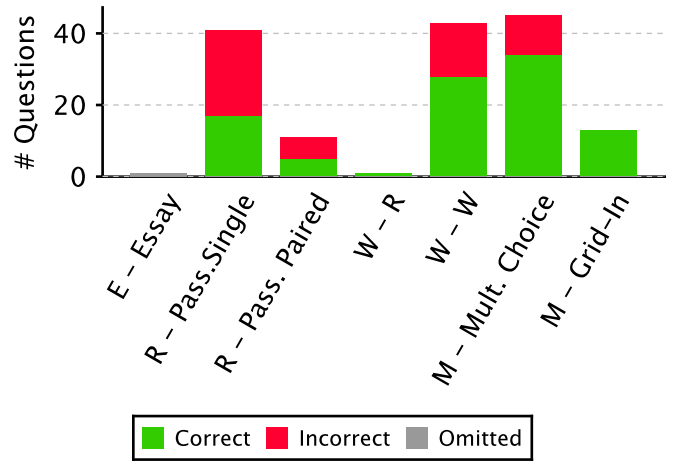
M	M - Math Calculator	M - Multi.	Math - Multiple choice
M - Grid In	Math - Grid In Student Produced Response	Math N	Math N - Math No Calculator
R	R - Reading	R - Pass.	Reading - Passage Single
R - Pass.	Reading - Passage - Paired	W	W - Writing
W - W	W - W Writing Writing	W - R	W - R Writing Rhetorical
Writi	Writi - Writing		

**Current Test Analysis — rSAT (2016) CollegeBoard Sample Test #4 NR**

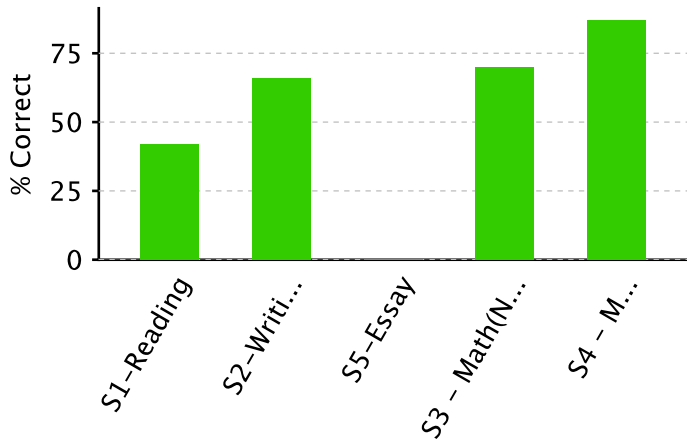
**Point Cost By Question Type**



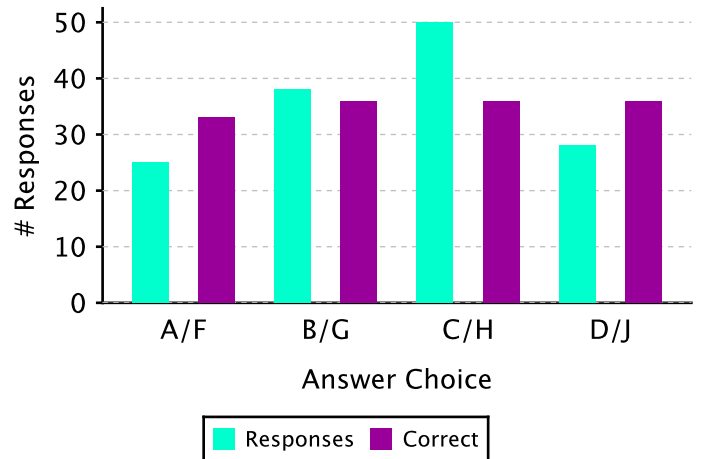
**Performance By Question Type**



**Performance By Section**



**Answer Distribution**



## Current Test Analysis — rSAT (2016) CollegeBoard Sample Test #4 NR

## Subject Area &amp; Question Type Analysis

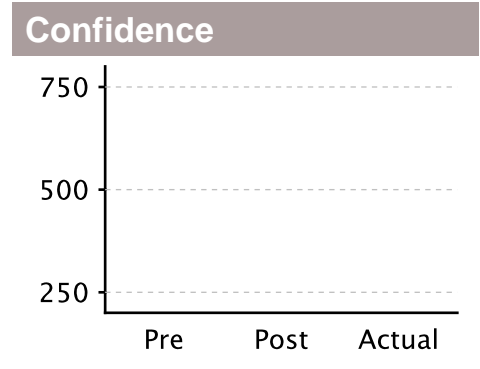
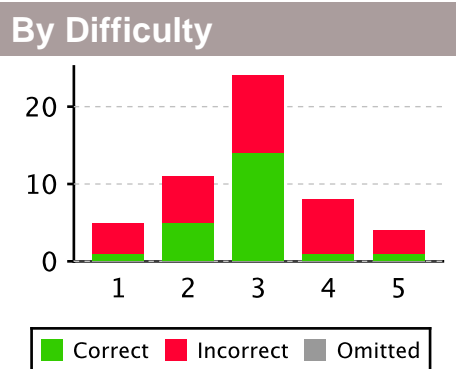
Question Type	Correct	Wrong	Omit	Total	Raw	% Correct	% Raw	Point Cost
<b>Essay</b>	<b>0</b>	<b>0</b>	<b>1</b>	<b>1</b>	<b>2.0</b>			
Written Essay	0	0	1	1	2.0	0%	0%	
<b>Reading</b>	<b>22</b>	<b>30</b>	<b>0</b>	<b>52</b>	<b>22.0</b>	<b>42%</b>	<b>42%</b>	<b>17</b>
Reading Passage – Single	17	24	0	41	17.0	41%	41%	13.6
Reading Passage – Paired	5	6	0	11	5.0	45%	45%	3.4
<b>Writing &amp; Language</b>	<b>29</b>	<b>15</b>	<b>0</b>	<b>44</b>	<b>29.0</b>	<b>65%</b>	<b>65%</b>	<b>11</b>
Reading	1	0	0	1	1.0	100%	100%	0.0
Writing	28	15	0	43	28.0	65%	65%	11.0
<b>Math</b>	<b>47</b>	<b>11</b>	<b>0</b>	<b>58</b>	<b>47.0</b>	<b>81%</b>	<b>81%</b>	<b>3</b>
Math multiple choice	34	11	0	45	34.0	76%	76%	3.0
Math Grid-In	13	0	0	13	13.0	100%	100%	0.0

## Sub-Score &amp; Cross-Score Analysis

Question Type	Correct	Wrong	Omit	Total	Raw	% Correct	Scaled Score	max Scaled
<b>Sub-Score Topic – Math</b>	<b>42</b>	<b>10</b>	<b>0</b>	<b>52</b>	<b>42.0</b>	<b>80%</b>		
Heart of Algebra	17	2	0	19.0	17	89%	14	15
Problem Solving & Data Analysis	14	3	0	17.0	14	82%	13	15
Passport to Adv. Math	11	5	0	16.0	11	69%	13	15
<b>Sub-Score Topic – Reading/Writing</b>	<b>49</b>	<b>31</b>	<b>0</b>	<b>80</b>	<b>49.0</b>	<b>61%</b>		
Expression of Ideas	17	7	0	24.0	17	71%	11	15
Standard English Conventions	12	8	0	20.0	12	60%	9	15
Words in Context	7	11	0	18.0	7	39%	6	15
Command of Evidence	13	5	0	18.0	13	72%	11	15
<b>Cross-Score Topic – History/Social</b>	<b>20</b>	<b>15</b>	<b>0</b>	<b>35</b>	<b>20.0</b>	<b>57%</b>		
Analysis in History/Social studies	20	15	0	35.0	20	57%	29	40
<b>Cross-Score Topic – Science</b>	<b>21</b>	<b>14</b>	<b>0</b>	<b>35</b>	<b>21.0</b>	<b>60%</b>		
Analysis in Science	21	14	0	35.0	21	60%	28	40

Section Summary — Reading

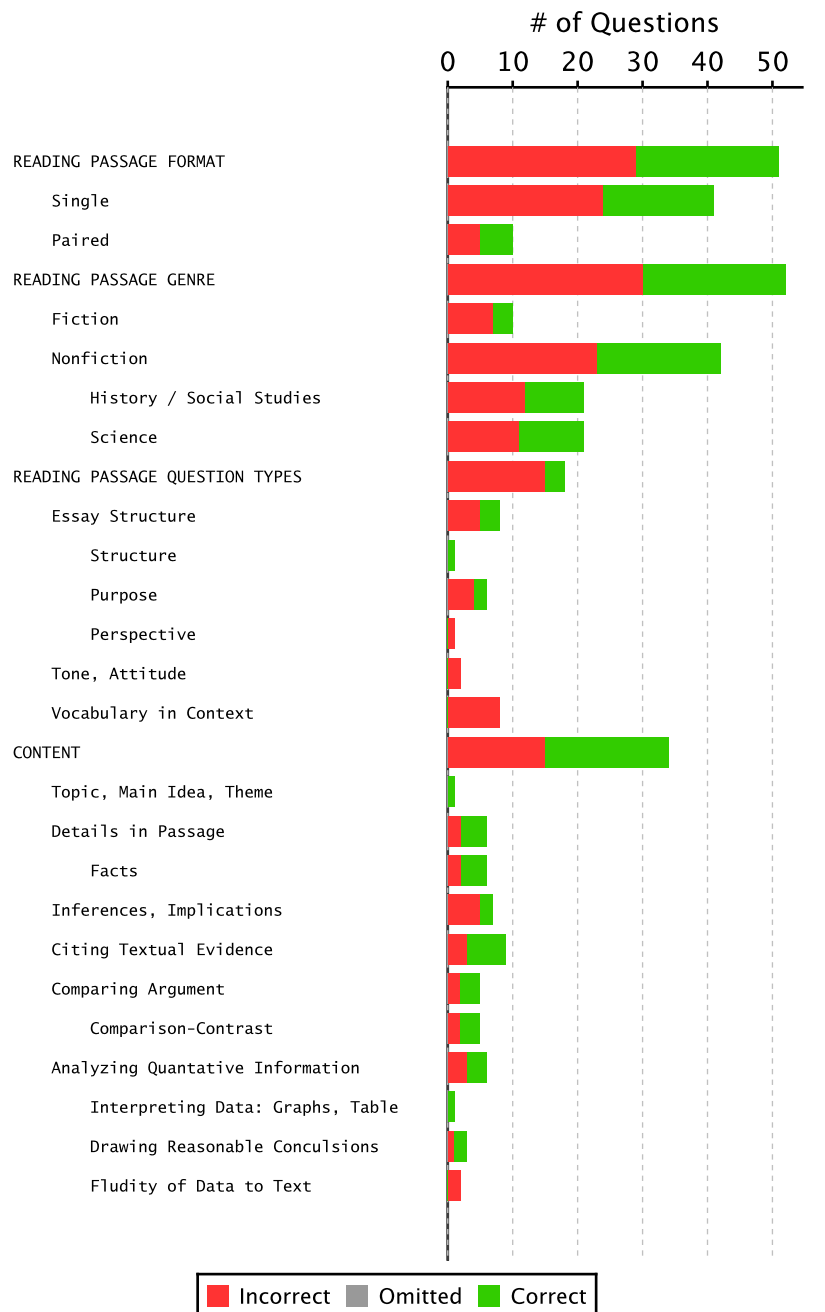
<b>Summary</b>	
Your Score:	<b>23</b>
Correct:	22
Incorrect:	30
Omitted:	0
Raw Points:	22.0
% Correct:	42%
% Raw:	42%



Responses

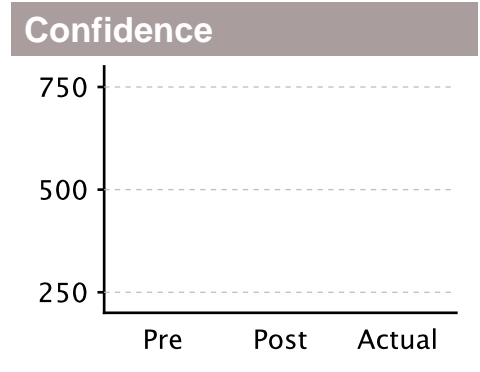
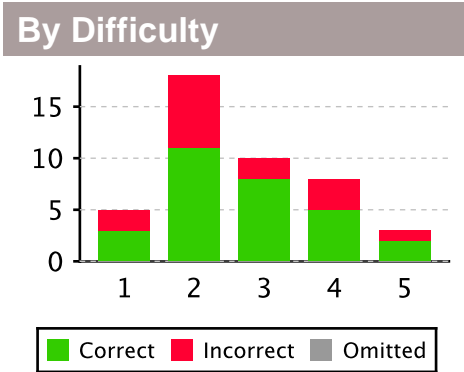
Question	Correct Answer	Response	Difficulty	Category	Topics
<b>S1-Reading</b>					
1	C	D	3	Pass.Single	Single, Fiction, Tone, Attitude
2	D	C	2	Pass.Single	Single, Fiction, Citing Textual Evidence
3	D	C	2	Pass.Single	Single, Fiction, Vocabulary in Context
4	C	+	3	Pass.Single	Single, Fiction, Purpose
5	A	+	3	Pass.Single	Single, Fiction, Facts
6	A	+	3	Pass.Single	Single, Fiction, Citing Textual Evidence
7	B	A	4	Pass.Single	Single, Fiction, Perspective
8	D	A	4	Pass.Single	Single, Fiction, Inferences, Implications
9	D	A	3	Pass.Single	Single, Fiction, Vocabulary in Context
10	A	B	1	Pass.Single	Single, Fiction, Vocabulary in Context
11	C	+	2	Pass.Single	Single, History / Social Studies, Topic, Main Idea,
12	D	C	3	Pass.Single	Single, History / Social Studies, Facts
13	A	B	2	Pass.Single	Single, History / Social Studies, Vocabulary in
14	B	+	3	Pass.Single	Single, History / Social Studies, Facts
15	A	B	2	Pass.Single	Single, History / Social Studies, Citing Textual
16	C	B	5	Pass.Single	Single, History / Social Studies, Inferences,
17	C	+	3	Pass.Single	Single, History / Social Studies, Citing Textual
18	A	B	3	Pass.Single	Single, History / Social Studies, Vocabulary in
19	B	A	5	Pass.Single	Single, History / Social Studies, Fludity of Data
20	A	B	1	Pass.Single	Single, History / Social Studies, Drawing
21	D	+	2	Pass.Single	Single, History / Social Studies, Drawing
22	A	B	2	Pass.Single	Single, Science, Purpose
23	C	A	5	Pass.Single	Single, Science, Tone, Attitude
24	C	D	3	Pass.Single	Single, Science, Vocabulary in Context
25	B	+	3	Pass.Single	Single, Science, Facts
26	C	A	3	Pass.Single	Single, Science, Citing Textual Evidence
27	A	B	3	Pass.Single	Single, Science, Facts
28	B	+	2	Pass.Single	Single, Science, Citing Textual Evidence
29	B	C	4	Pass.Single	Science, Inferences, Implications
30	D	A	4	Pass.Single	Single, Science, Purpose
31	D	+	3	Pass.Single	Single, Science, Inferences, Implications
32	D	C	4	Pass.Paired	Paired, History / Social Studies, Inferences,
33	D	A	3	Pass.Paired	Paired, History / Social Studies, Vocabulary in
34	A	B	1	Pass.Paired	Paired, History / Social Studies, Vocabulary in
35	D	+	5	Pass.Paired	Paired, History / Social Studies, Inferences,
36	B	+	3	Pass.Paired	Paired, History / Social Studies, Comparison-
37	D	C	3	Pass.Paired	Paired, History / Social Studies, Comparison-
38	D	+	3	Pass.Paired	Paired, History / Social Studies, Comparison-
39	D	+	3	Pass.Paired	Paired, History / Social Studies, Comparison-
40	A	B	4	Pass.Paired	Paired, History / Social Studies, Comparison-
41	B	+	4	Pass.Paired	Paired, History / Social Studies, Purpose
42	C	D	2	Pass.Paired	Single, Science, Purpose
43	B	+	3	Pass.Single	Single, Science, Structure
44	A	+	3	Pass.Single	Single, Science, Citing Textual Evidence
45	D	C	4	Pass.Single	Single, Science, Purpose
46	A	+	2	Pass.Single	Single, Science, Facts
47	D	+	1	Pass.Single	Single, Science, Citing Textual Evidence
48	C	D	3	Pass.Single	Single, Science, Inferences, Implications
49	D	+	3	Pass.Single	Single, Science, Citing Textual Evidence
50	C	+	2	Pass.Single	Single, Science, Interpreting Data: Graphs, Tables
51	B	C	1	Pass.Single	Single, Science, Fludity of Data to Text
52	A	+	3	Pass.Single	Single, Science, Drawing Reasonable Conclussions

Performance By Topic



## Section Summary — Writing & Language

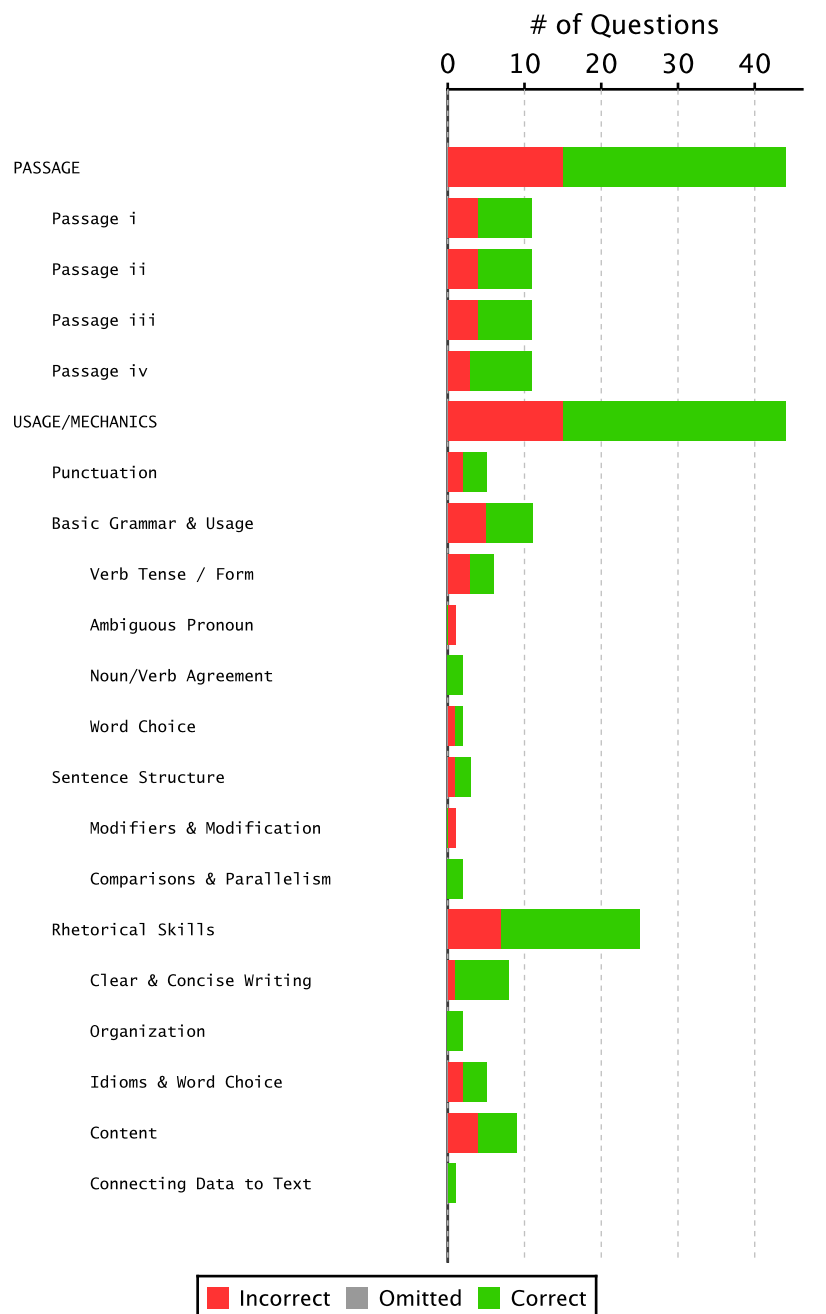
Summary	
Your Score:	<b>29</b>
Correct:	29
Incorrect:	15
Omitted:	0
Raw Points:	29.0
% Correct:	66%
% Raw:	66%



### Responses

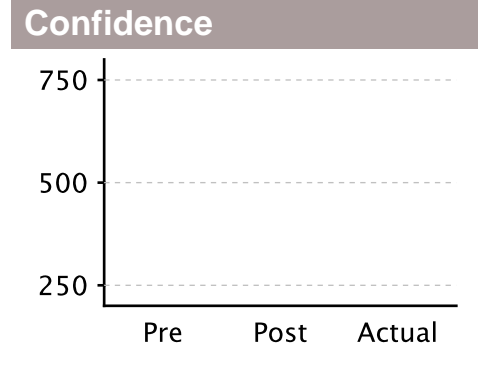
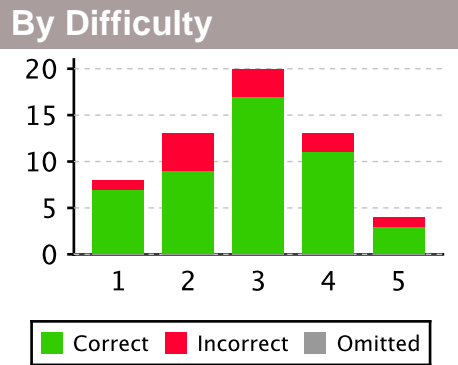
Question	Correct Answer	Response	Difficulty	Category	Topics
<b>S2-Writing &amp; Language</b>					
1	B	C	4	W	Passage i, Modifiers & Modification
2	B	+	2	W	Passage i, Clear & Concise Writing
3	B	+	3	W	Passage i, Punctuation
4	A	B	2	W	Passage i, Content
5	D	+	5	W	Passage i, Idioms & Word Choice
6	B	+	2	W	Passage i, Verb Tense / Form
7	D	C	3	W	Passage i, Ambiguous Pronoun
8	B	+	3	W	Passage i, Clear & Concise Writing
9	C	+	2	W	Passage i, Comparisons & Parallelism
10	A	B	1	W	Passage i, Content
11	C	+	3	W	Passage i, Content
12	D	+	3	W	Passage ii, Comparisons & Parallelism
13	B	C	2	W	Passage ii, Verb Tense / Form
14	D	+	4	W	Passage ii, Clear & Concise Writing
15	C	+	4	W	Passage ii, Idioms & Word Choice
16	C	D	4	W	Passage ii, Idioms & Word Choice
17	A	+	2	W	Passage ii, Clear & Concise Writing
18	C	+	2	W	Passage ii, Content
19	A	B	2	W	Passage ii, Verb Tense / Form
20	C	+	4	W	Passage ii, Content
21	B	+	1	R	Passage ii, Noun/Verb Agreement
22	D	C	4	W	Passage ii, Punctuation
23	C	+	4	W	Passage iii, Idioms & Word Choice
24	C	+	3	W	Passage iii, Verb Tense / Form
25	B	C	3	W	Passage iii, Content
26	D	+	1	W	Passage iii, Clear & Concise Writing
27	C	+	4	W	Passage iii, Organization
28	A	B	2	W	Passage iii, Verb Tense / Form
29	D	+	2	W	Passage iii, Punctuation
30	B	C	1	W	Passage iii, Word Choice
31	C	+	2	W	Passage iii, Connecting Data to Text
32	B	+	1	W	Passage iii, Word Choice
33	A	B	2	W	Passage iii, Content
34	C	+	2	W	Passage iv, Verb Tense / Form
35	C	+	5	W	Passage iv, Punctuation
36	B	C	2	W	Passage iv, Punctuation
37	D	+	2	W	Passage iv, Content
38	A	+	3	W	Passage iv, Content
39	C	D	2	W	Passage iv, Clear & Concise Writing
40	B	+	2	W	Passage iv, Noun/Verb Agreement
41	D	+	3	W	Passage iv, Clear & Concise Writing
42	D	C	5	W	Passage iv, Idioms & Word Choice
43	A	+	2	W	Passage iv, Clear & Concise Writing
44	B	+	3	W	Passage iv, Organization

### Performance By Topic



Section Summary — Math

<b>Summary</b>	
Your Score:	<b>37</b>
Correct:	47
Incorrect:	11
Omitted:	0
Raw Points:	47.0
% Correct:	81%
% Raw:	81%



Responses

Question	Correct Answer	Response	Difficulty	Category	Topics
<b>S3 - Math(No- Calc)</b>					
1	A	B	1	Mult. Choice	Absolute Value Expressions
2	A	+	1	Mult. Choice	Evaluating Functions
3	A	+	2	Mult. Choice	Systems of Equations
4	B	C	2	Mult. Choice	Evaluating Functions
5	C	+	2	Mult. Choice	Operations with Polynomials
6	B	+	4	Mult. Choice	Rearrangement
7	D	C	2	Mult. Choice	Slope
8	A	+	3	Mult. Choice	Parallel/Perpendicular Lines
9	D	+	3	Mult. Choice	Exponential/Radical Equations
10	D	C	3	Mult. Choice	Solving Equations
11	C	+	4	Mult. Choice	Systems of Equations
12	C	+	3	Mult. Choice	Percents
13	B	C	3	Mult. Choice	Parabolas
14	A	+	5	Mult. Choice	Operations with Complex Numbers
15	B	C	5	Mult. Choice	Solving Equations
16	9	+	1	Grid-In	Triangles
17	.6,3/5	+	2	Grid-In	Trig Identities
18	5	+	4	Grid-In	Factoring
19	0	+	3	Grid-In	Systems of Equations
20	25	+	4	Grid-In	Slope
<b>S4 - Math(Calculator)</b>					
1	B	+	1	Mult. Choice	Solving Equations
2	C	+	1	Mult. Choice	Understanding Equations & Expressions
3	C	+	1	Mult. Choice	Operations (Simple Solving)
4	B	+	2	Mult. Choice	Ratios, Proportions, Rates
5	B	D	2	Mult. Choice	Operations (Simple Solving)
6	A	+	2	Mult. Choice	Systems of Equations
7	A	+	3	Mult. Choice	Tables, Probability
8	D	+	2	Mult. Choice	Slope
9	B	+	2	Mult. Choice	Tables, Probability
10	A	C	2	Mult. Choice	Graphs, Pictograms
11	A	+	3	Mult. Choice	Graphs, Pictograms
12	C	+	3	Mult. Choice	Analyzing Graphs
13	C	+	3	Mult. Choice	Tables
14	D	+	3	Mult. Choice	Evaluating Functions
15	B	C	3	Mult. Choice	Graphs, Pictograms
16	A	+	3	Mult. Choice	Inequalities, Tables
17	D	+	3	Mult. Choice	Slope
18	C	+	3	Mult. Choice	Volume
19	A	+	3	Mult. Choice	Inequalities
20	C	+	3	Mult. Choice	Graphs
21	C	+	4	Mult. Choice	Charts
22	B	+	4	Mult. Choice	Percents, Charts
23	B	+	3	Mult. Choice	Understanding Equations & Expressions, Tables
24	C	D	4	Mult. Choice	Circles
25	B	+	5	Mult. Choice	Operations (Simple Solving)
26	C	+	4	Mult. Choice	Absolute Value Expressions
27	D	+	4	Mult. Choice	x-, y- intercepts, Graphs
28	D	C	4	Mult. Choice	Rearrangement
29	B	+	3	Mult. Choice	Arithmetic Mean, Median, Mode
30	D	+	5	Mult. Choice	Analyzing Graphs
31	1160	+	1	Grid-In	Operations (Simple Solving)
32	.5, 1/2	+	1	Grid-In	Slope
33	4.55	+	2	Grid-In	Operations (Simple Solving)
34	150	+	2	Grid-In	Ratios, Proportions, Rates
35	2.25, 9/4	+	4	Grid-In	Ratios, Proportions, Rates
36		+	4	Grid-In	Circles
37	29,30,31,32,33,34	+	3	Grid-In	Percents
38	.72	+	4	Grid-In	Evaluating Functions
39	134	+	4	Grid-In	Evaluating Functions

Performance By Topic

